

Ergonomic Sitting

Motivates and reduces absence times



**WERKSITZ**
enhance the quality of life

QUALITY MANAGEMENT

DIN EN ISO 9001 certified

Ergonomics – our competence



We develop,



produce and...

Since WERKSITZ GmbH was founded in 1980, we have combined our innovative power and performance to fulfill one task, i.e. to optimise sitting and standing in the workplace. We are doing this for the employees' welfare, for their **health and efficiency**. For this purpose, we employ current research results and future-oriented technologies.

The success of WERKSITZ is indeed based on a permanent improvement of its products and services. The high quality awareness is likewise reflected in the company's philosophy:

"Ergonomics and safety at work are our competences, to strengthen the employees' health at the workplace is our concern."

From design to customer service, from the sales department to the production and purchasing departments, the WERKSITZ staff's thinking and acting is customer-oriented.

Optimum customer service and the highest quality standards for production are the principles which determine thinking and acting at WERKSITZ. This is demonstrated by the development of unique products, which are offered only by WERKSITZ.

... test.



WERKSITZ workplace swivel chairs
Safety and quality as per DIN 68877

The Werksitz modular system



Example model:
WS 1211 E
with swivel lock -07,
armrest -010 CH, footrest -06
and polished five-star base -076
Colour: black

**10-YEAR spare parts
availability guarantee**

Our special modular system offers virtually unlimited possibilities, all components are bolted and plugged.

This guarantees the unrestricted interchange of all chair elements. As a result, you will receive your individual chair, which can be complemented by a great number of accessories. Your specific solution is hence almost standard for us.

You will receive a WERKSITZ product with all the known advantages: high quality, corresponding to current research, state-of-the-art technology and know-how about occupational health.

The ergonomic concept

1. The backrest is of swinging design and offers a **permanent and adjustable backrest pressure**. Consequently, it follows the movement of the upper body and can be adjusted depending on the weight. The spinal column is hence **supported effectively and the ergonomically favourable "dynamic sitting"** is achieved
2. Can be extended by armrests
3. With the aid of the bracket, the armrest is **steplessly adjustable in height and angle**
4. Anatomic seat design with **ergonomically rounded front edge** for optimum pressure distribution, seat angle adjustable from -4 to +7°/10°
5. **Robust, high-quality seat support**
6. **Smooth height adjustment** with the aid of safety gas pressure spring
7. Can be complemented by **various accessories**, e.g. ascending aid, swivel lock etc. (even subsequently)
8. **Stable metal five-star base** of aluminum die-cast (on request also possible with black plastic base), with load-dependent braking castors, glides or disk base
9. Easy-to-grip adjusting levers

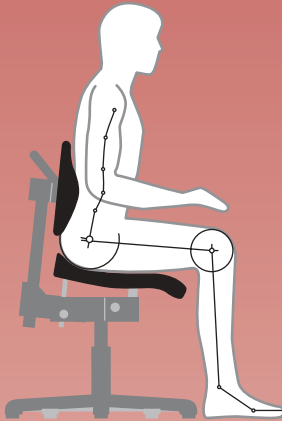
* if properly used in one-shift operation
(except for wear parts)

Disorders of bones, muscles and connective tissue cause virtually 30% of absence from work.

Source: Federal Institute for Occupational Safety and Health - from the magazine "Produktion", No. 47/2001

Ergonomics guideline

Depending on the center of gravity related to the ilia, three basic sitting position can be distinguished:



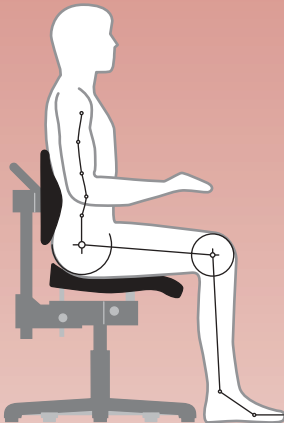
Forward position

Characteristic features:

- The back is bowed or, in a stiff sitting position, pushed forward
- The center of gravity of the upper body is in front of the ilia
- With the thighs held virtually horizontal, the hip angle, i.e. the sitting angle, is smaller than 90°
- The pressure within the abdominal area is raised
 - > Negative influence on the bloodflow return through the abdominal area
 - > The muscles become statically flexed

If they are not straightened within a short period of time, the upper body searches support through the arms which are on the work surface (the center of balance returns to achieve a relative relaxing of the muscles).

In the forward sitting position, the shoulder/neck muscles have more strain as opposed to the middle or rear positions.



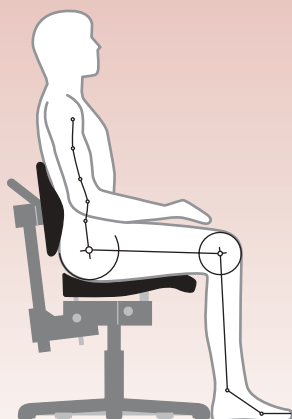
Straight position

Characteristic features:

- The center of gravity lies in the area of the ilia
- In general, this is a statically balanced sitting position. The curve of the spine from lumbar to neck is relatively small, and the muscles can relax. Breathing is deepened (= Asian relaxing position)

In every form of work, bodily movement is necessary which impairs the center of balance. In order to retrieve the center of balance, the muscles must be put under tension. These are the reasons why the middle sitting position is not of much importance when discussing working positions.

A new DIN-complying workplace chair costs less than one day of absence as a result of back pain.



Rear position

Characteristic features:

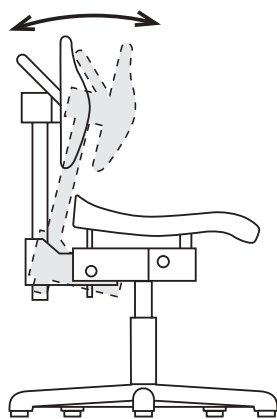
- Without a backrest, the pelvis is twisted back on the seating area
- Open hip angle (related to the pelvic position), i.e. it is greater than 90°
- Depending on the position of the sacrum, there are differences in the curve of the spine

The stronger the curve of the dorsal vertebra, the more adjustment must be made through the neck. "Stretching" of the spine is possible, but only with a lumbar support (back muscles are relaxed).

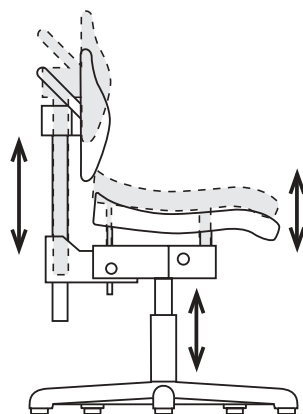
Back and joint pains are the reason for approx. 40% of absence of employees over 50 years of age.

Source: Magazine of the Company Health Insurance "BKK Herkules aktuell", 4/2002

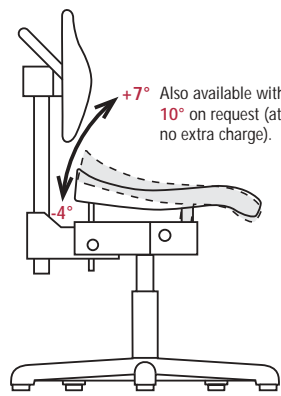
Healthy sitting – dynamic sitting



Backrest angle, pressure



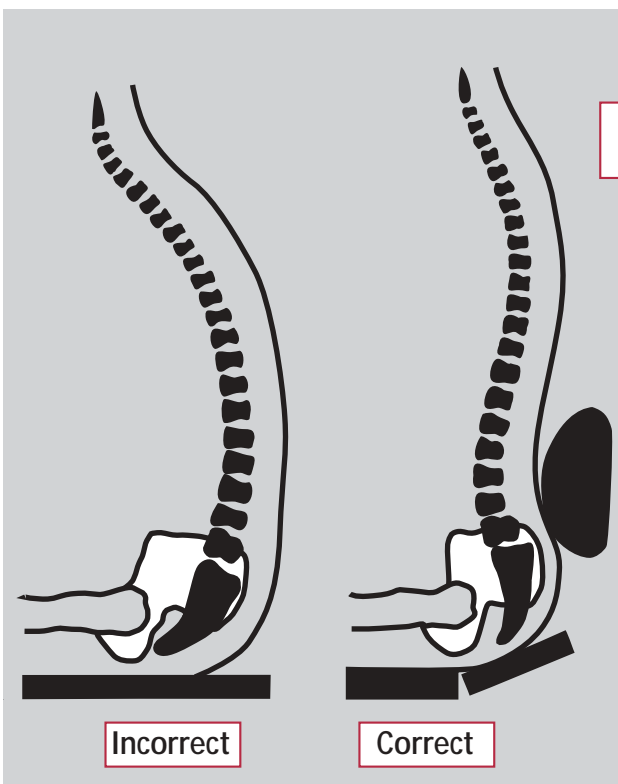
Backrest height adjustment
Seat height adjustment



Seat angle

Contact backrest with weight control and seat angle adjustment

The contact backrest, which can be controlled depending on weight, continually adjusts to the current sitting position. It follows the movements of the upper body and hence effectively supports the spine. The backrest can be locked in any position. Due to the variable seat angle of -4° to $+7^\circ/+10^\circ$, the optimum body opening angle of at least 90° can be maintained, depending on the working position. Pressure loads on the thigh are reduced and uniform blood circulation is ensured.



Correct sitting prevents health damage

Wersitz chairs facilitate dynamic sitting due to their ergonomic design.

To often change the sitting position reduces one-sided and unhealthy strain on the muscles and spinal column.

The spinal column takes on its natural S-shape and spine and muscles relax. This improves blood circulation and nutrient supply.

The spinal column can regenerate, and concentration and efficiency increase.

All five-star bases shown on this double page are also available in polished design on request (Order No. -076)

Swivel chairs with PU foam seat and imitation leather backrest

• See pages 12 and 13 for information about the electro-conductive variants



Backrest:
230 mm
high

Seat:
460 mm wide
435 mm deep

Example model:
WS 1220
Colour: black

Order number/characteristic	Order number/characteristic	Order number/characteristic	Order number/characteristic	Order number/characteristic	Order number/characteristic	Order number/characteristic	Order number/characteristic	
WS 1210 Five-star base and glides	WS 1211 Five-star base and glides	WS 1210 T Disk base ¹⁾	WS 1210 TPU Disk base with PU edge ^{1) 2)}	WS 1211 T Disk base ^{1) 3)}	WS 1211 TPU Disk base with PU edge ^{1) 2) 3)}	WS 1211 G Bell base and glides ³⁾	WS 1220 Five-star base and castors	
Seat height	435-615 mm	630-880 mm	450-630 mm	450-630 mm	635-885 mm	635-885 mm	420-830 mm	430-630 mm
		535-795 mm: Order No. -074.11			550-810 mm: Order No. -074.11	550-810 mm: Order No. -074.11	mechanically 220 mm, with gas spring 190 mm	

Order number/characteristic
-014/12 - 2
Ergo-backrest, imitation leather



increased design;
with integrated lumbar support

Seat with PU foam upholstery, with climatic comfort, Colour: black, (other seat colours as per our PU colour chart).
Backrest: with imitation leather upholstery, black (other colours as per our imitation leather colour chart)
Height adjustment with safety gas spring, castor braking without load.

Swivel chairs with PU foam seat and backrest

• Electro-conductive variants available on request



Backrest:
300 mm
high

Seat:
460 mm wide
435 mm deep

Example model:
WS 1211 E TPU
with ascending aid -04
Colour: black

Order number/characteristic	Order number/characteristic	Order number/characteristic	Order number/characteristic	Order number/characteristic	Order number/characteristic	Order number/characteristic	Order number/characteristic	
WS 1210 E Five-star base and glides	WS 1211 E Five-star base and glides	WS 1210 E T Disk base ¹⁾	WS 1210 E TPU Disk base with PU edge ^{1) 2)}	WS 1211 E T Disk base ^{1) 3)}	WS 1211 E TPU Disk base with PU edge ^{1) 2) 3)}	WS 1211 E G Bell base and glides ³⁾	WS 1220 E Five-star base and castors	
Seat height	435-615 mm	630-880 mm	450-630 mm	450-630 mm	635-885 mm	635-885 mm	420-830 mm	430-630 mm
		535-795 mm: Order No. -074.11			550-810 mm: Order No. -074.11	550-810 mm: Order No. -074.11	mechanically 220 mm, with gas spring 190 mm	

The ideal solution for production plants and workshops.

Seat and backrest are easy to clean. The seat upholstery is comfortable and provided with channels to take up the moisture from transpiration. Colour: black (other colours for seat and backrest as per our PU colour chart).

Disk base colours



leaf green black

Chromed version available at extra charge:
T430 CH, Ø 430 mm or T 560 CH, Ø 560 mm

¹⁾ Disk colour: Leaf green, RAL 6002, on request also available in black, RAL 9005

²⁾ TPU: PU edge for disk base is of anti-slip design and serves for sound insulation on smooth floors.

³⁾ Seat height: As per DIN 68 877, a chair with a seat adjustment higher than 650 mm is to be equipped with an ascending aid (see page 20), castors are not permitted.

PU foam
Deviations from the printed
colours are possible.

RAL 9002 grey white

RAL 5023 distant blue

RAL 6026 opal green

RAL 3027 raspberry red

RAL 5002 ultramarine

Seat colours as per PU colour chart.
Further colour variants or colour
combinations are available on request.

The ideal accessories for increased sitting comfort:
armrests, swivel locks, footrests ...
see pages 20 to 23

Swivel chairs with PU foam seat and backrest

• See pages 12 and 13 for information about the electro-conductive variants



Backrest:
300 mm
high

Seat:
460 mm wide
435 mm deep

Example model:
WS 1210 E
Colour: black

Seat and backrest upholstered
with PU foam, with climatic comfort,
five-star base and glides
Colour: black (other colours as per our PU colour
chart), height adjustment with safety gas spring



Production,
workshop, office



Backrest:
300 mm
high

Seat:
460 mm wide
435 mm deep

Example model:
WS 1220 E
with armrest -010 CH and
polished five-star base -076

Seat and backrest upholstered
with PU foam, with climatic comfort
with five-star base and castors,
Colour: ultramarine blue (RAL 5002)

Order number/characteristic
WS 1210 E Five-Star base and glides
WS 1211 E Five-Star base and glides³⁾
WS 1210 E T Disk base¹⁾
WS 1210 E TPU Disk base with PU edge^{1) 2)}
WS 1211 E T Disk base^{1) 3)}
WS 1211 E TPU Disk base with PU edge^{1) 2) 3)}
WS 1211 E G Bell base and glides³⁾
WS 1220 E Five-Star base and castors

435-615 mm	630-880 mm	Ø 430 mm	Ø 430 mm	Ø 560 mm	Ø 560 mm	420-830 mm	430-630 mm
	535-795 mm: Order No. -074.11			550-810 mm: Order No. -074.11	550-810 mm: Order No. -074.11	mechanically 220 mm, with gas spring 190 mm	




Five-star base with castors and foot control

Height adjustment and contamination-free working
is possible comfortably while sitting.
Suitable for all chairs, particularly in laboratories
and in medical applications.



Swivel chairs with wooden seat and backrest

• See pages 12 and 13 for information about the electro-conductive variants



Backrest:
260 mm
high

Seat:
450 mm wide
405 mm deep

Example model:
WS 1010 TPU
Disk colour: black
Seat and backrest made of 8 layers of
formed beechwood, transparent coated,
height adjustment by safety gas spring



Ergonomic seat cushion of
heavy-duty black fabric, washable



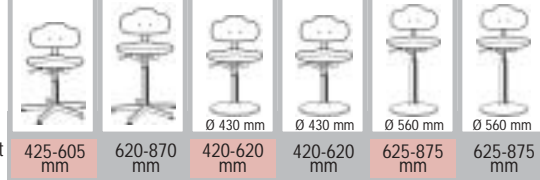
XL backrest:
440 mm high

Seat:
(front) 462 mm wide
(back) 432 mm wide

420 mm deep

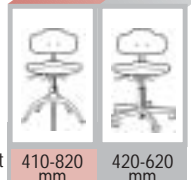
Example model:
WS 1010 XL
with armrest -010 CH wooden cover
See also page 22

Order number/characteristic
WS 1010 Five-star base and glides
WS 1011 Five-star base and glides³⁾
WS 1010 T Disk base¹⁾
WS 1010 TPU TPU Disk base with PU edge^{1) 2)}
WS 1011 T Disk base^{1) 3)}
WS 1011 TPU TPU Disk base with PU edge^{1) 2) 3)}



Seat height	425-605 mm	620-870 mm	Ø 430 mm	Ø 430 mm	Ø 560 mm	Ø 560 mm
		525-785 mm: Order No. -074.11			535-795 mm: Order No. -074.11	535-795 mm: Order No. -074.11

Order number/characteristic
WS 1011 G Ball base and glides³⁾
WS 1020 Five-star base and castors



Seat height	410-820 mm	420-620 mm
-------------	------------	------------

Please note that the following accessories are available for the wooden series WS 10..


- Order No.
- -015 Anti-slip coating for seats - transparent
 - -018/10 Edge protection for seat (not available for XL)
 - -018/11 Edge protection for backrest (not available for XL)
 - -016/10 Seat cover (not available for XL)
 - -016/11 Backrest cover (not available for XL)
 - Wooden seat and backrest, black coated or black pickled
 - Ergonomic seat cushion



Variant WS 10..
with edge protection
of PU material
(not available for XL)



Variant WS 10..
with perforation



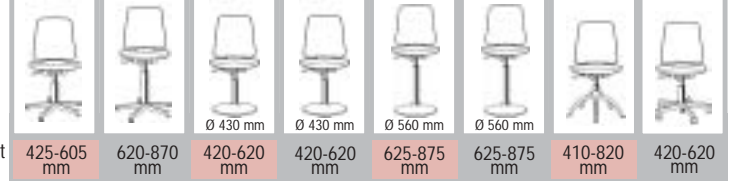
Variant WS 10..
with cork coating



Cover for
WS 10..
(not available for XL)

XL

Order number/characteristic
WS 1010 XL Five-star base and glides
WS 1011 XL Five-star base and glides³⁾
WS 1010 T XL Disk base¹⁾
WS 1010 TPU XL Disk base with PU edge^{1) 2)}
WS 1011 T XL Disk base^{1) 3)}
WS 1011 TPU XL Disk base with PU edge^{1) 2) 3)}
WS 1011 G XL Ball base and glides³⁾
WS 1020 XL Five-star base and castors



Seat height	425-605 mm	620-870 mm	Ø 430 mm	Ø 430 mm	Ø 560 mm	Ø 560 mm	410-820 mm	420-620 mm
		535-795 mm: Order No. -074.11			535-795 mm: Order No. -074.11	535-795 mm: Order No. -074.11	mechanically 220 mm, with gas spring 190 mm	

Particularly suitable for workplaces
with harmful air draught.
The high XL backrest supports the upper back
area and protects the kidneys.

³⁾ Seat height: As per DIN 68 877, a chair with a seat adjustment higher than 650 mm is to be equipped with an ascending aid (see page 20), castors are not permitted.

PU foam
Deviations from the printed
colours are possible.

RAL 9002 grey white

RAL 5023 distant blue

RAL 6026 opal green

RAL 3027 raspberry red

RAL 5002 ultramarine

Seat colours as per PU colour chart.
Further colour variants or colour
combinations are available on request.

Standing aids with seat angle

- Electro-conductive variants available on request



Example model:
WS 4011 TPU
 Colour: black
 Disk colour: leaf green
 Standing aid seat:
 350 mm wide
 310 mm deep

Order number/characteristic WS 4011 T Disk base ¹⁾	Order number/characteristic WS 4011 TPU Disk base with PU edge ^{1) 2)}	Order number/characteristic WS 4011 Five-star base and glides
Ø 430 mm	Ø 430 mm	Ø 430 mm
630-850 mm	630-850 mm	625-845 mm

Seat height

Standing aid with PU foam upholstered seat and integrated carrying handle. Only available in black.

Seat angle steplessly adjustable 2°-15° to the front. Height adjustment with safety gas spring.



Example model:
WS 4211 TPU
 Colour: black
 Disk colour: black
 Standing aid seat:
 390 mm wide
 350 mm deep

Order number/characteristic WS 4211 T Disk base ¹⁾	Order number/characteristic WS 4211 TPU Disk base with PU edge ^{1) 2)}	Order number/characteristic WS 4211 Five-star base and glides
Ø 430 mm	Ø 430 mm	Ø 430 mm
630-850 mm	630-850 mm	625-845 mm

Seat height

Standing aid with PU foam upholstery and climatic comfort,

Colour: black (other colours as per our PU colour chart). Seat angle steplessly adjustable 2°-15° to the front. Height adjustment with safety gas spring.



Example model:
WS 4311 TPU with footring -05
 Colour: azur (No. 2212)
 Disk colour: black

Standing aid seat:
 380 mm wide
 300 mm deep

Order number/characteristic WS 4311 T Disk base ¹⁾	Order number/characteristic WS 4311 TPU Disk base with TU edge ^{1) 2)}	Order number/characteristic WS 4311 Five-star base and glides
Ø 430 mm	Ø 430 mm	Ø 430 mm
630-850 mm	630-850 mm	625-845 mm

Seat height

Standing aid, seat with fabric upholstery, standard fabric colour: grey (other colours as per our fabric colour chart) Height adjustment with safety gas spring.

¹⁾ Disk colour: Leaf green, RAL 6002, on request also available in black, RAL 9005

²⁾ TPU: PU edge for disk base is of anti-slip design and serves for sound insulation on smooth floors.

Production,
 workshop, office



All five-star bases shown on this double page are also available in polished design on request (Order No. -076).

Swivel chairs with fabric upholstery for seat and backrest

• See pages 12 and 13 for information about the electro-conductive variants



Example model:
WS 1320
with armrest -011 D
Colour: fjord green (No. 2213)



Example model:
WS 1320 XL
Colour: jeans blue (No. 2312)

Order number/characteristic	Order number/characteristic	Order number/characteristic	Order number/characteristic	Order number/characteristic	Order number/characteristic	Order number/characteristic	Order number/characteristic
WS 1310 Five-star base and glides	WS 1311 Five-star base and glides ³⁾	WS 1310 T Disk base ¹⁾	WS 1310 TPU Disk base with PU edge ^{1) 2)}	WS 1311 T Disk base ^{1) 3)}	WS 1311 TPU Disk base with PU edge ^{1) 2) 3)}	WS 1311 G Bell base and glides ³⁾	WS 1320 Five-star base and castors
Seat height 435-615 mm	630-880 mm	450-630 mm Ø 430 mm	450-630 mm Ø 430 mm	635-885 mm Ø 560 mm	635-885 mm Ø 560 mm	420-830 mm	430-630 mm
	535-795 mm: Order No. -074.11			550-810 mm: Order No. -074.11	550-810 mm: Order No. -074.11	mechanically 220 mm, with gas spring 190 mm	

Order number/characteristic
-014/13 - 2
Ergo-backrest, fabric



Larger variant;
with integrated
lumbar support

Seat and backrest with heavy-duty fabric upholstery as a standard

Colour: grey (other colours as per our fabric colour chart). Height adjustment with safety gas spring.

Order number/characteristic	Order number/characteristic	Order number/characteristic	Order number/characteristic	Order number/characteristic	Order number/characteristic	Order number/characteristic	Order number/characteristic
XL WS 1310 XL Five-star base and glides	WS 1311 XL Five-star base and glides ³⁾	WS 1310 T XL Disk base ¹⁾	WS 1310 TPU XL Disk base with PU edge ^{1) 2)}	WS 1311 T XL Disk base ^{1) 3)}	WS 1311 TPU XL Disk base with PU edge ^{1) 2) 3)}	WS 1311 G XL Bell base and glides ³⁾	WS 1320 XL Five-star base and castors
Seat height 435-615 mm	630-880 mm	450-630 mm Ø 430 mm	450-630 mm Ø 430 mm	635-885 mm Ø 560 mm	635-885 mm Ø 560 mm	420-830 mm	430-630 mm
	535-795 mm: Order No. -074.11			550-810 mm: Order No. -074.11	550-810 mm: Order No. -074.11	mechanically 220 mm, with gas spring 190 mm	

Particularly suitable for workplaces with harmful air draught.

The high XL backrest supports the upper back area and protects the kidneys.

¹⁾ Disk colour: Leaf green, RAL 6002, on request also available in black, RAL 9005

²⁾ TPU: PU edge for disk base is of anti-slip design and serves for sound insulation on smooth floors.

³⁾ Seat height: As per DIN 68 877, a chair with a seat adjustment higher than 650 mm is to be equipped with an ascending aid (see page 20), castors are not permitted.



The ideal accessories for increased sitting comfort:
armrests, swivel locks, footrests ...
see pages 20 to 23

Swivel chairs with imitation leather upholstery for seat and backrest

• See pages 12 and 13 for information about the electro-conductive variants



*Ergo-backrest
360 mm high

Seat:
460 mm wide
430 mm deep

Example model:
WS 1310 KL
with ergo-backrest -014/13.2 KL
Colour: combra white (No. 106)



XL backrest:
440 mm
high

Seat:
(front)
462 mm wide
(back)
432 mm wide
420 mm deep

Example model:
WS 1320 KL XL
with arresting device for
five-star base with castors -78 F
and armrest -011 H
Colour: lilac (111)

Order number/characteristic	Order number/characteristic	Order number/characteristic	Order number/characteristic	Order number/characteristic	Order number/characteristic
WS 1310 KL Five-star base and glides	WS 1311 KL Five-star base and glides	WS 1310 T KL Disk base ¹⁾	WS 1310 TPU KL Disk base with PU edge ^{1) 2)}	WS 1311 T KL Disk base ^{1) 3)}	WS 1311 TPU KL Disk base with PU edge ^{1) 2) 3)}
Seat height: 435-615 mm	630-880 mm	Ø 430 mm	Ø 430 mm	Ø 560 mm	Ø 560 mm
535-795 mm: Order No. -074.11		550-810 mm: Order No. -074.11		550-810 mm: Order No. -074.11	

Order number/characteristic	Order number/characteristic	Order number/characteristic
WS 1311 G KL Bell base ³⁾	WS 1320 KL Five-star base and castors	-014/13.2 KL Ergo-backrest, imitation leather
Seat height: 420-830 mm	430-630 mm	ERGO-LEHNE 360 mm hoch
mechanically 220 mm, with gas spring 190 mm		

ERGO-BACKREST:
larger variant;
with integrated
lumbar support

Seat and backrest with imitation
leather upholstery,
*height of the standard backrest:
250 mm (see picture on page 22).
Colour: black (other seat colours
as per our imitation leather colour chart).
Height adjustment with safety gas spring.

Order number/characteristic	Order number/characteristic	Order number/characteristic	Order number/characteristic	Order number/characteristic	Order number/characteristic	Order number/characteristic	Order number/characteristic
XL WS 1310 KL XL Five-star base and glides	WS 1311 KL XL Five-star base and glides ³⁾	WS 1310 T KL XL Disk base ¹⁾	WS 1310 TPU KL XL Disk base with PU edge ^{1) 2)}	WS 1311 T KL XL Disk base ^{1) 3)}	WS 1311 TPU KL XL Disk base with PU edge ^{1) 2) 3)}	WS 1311 G KL XL Bell base and glides ³⁾	WS 1320 KL XL Five-star base and castors
Seat height: 435-615 mm	630-880 mm	Ø 430 mm	Ø 430 mm	Ø 560 mm	Ø 560 mm	420-830 mm	430-630 mm
535-795 mm: Order No. -074.11		535-795 mm: Order No. -074.11		535-795 mm: Order No. -074.11		mechanically 220 mm, with gas spring 190 mm	

Particularly suitable for workplaces with harmful air draught.

The high XL backrest supports the upper back area and protects the kidneys.

Five-star base with castors and foot control

Height adjustment and contamination-free working
is possible comfortably while sitting.
Suitable for all chairs, particularly in laboratories
and in medical applications.



Natural leather
Please request our
special luxury designs



Production,
workshop, office

All five-star bases shown on this double page are also available in polished design on request (Order No. -076).



Backrest:
300 mm
high

Seat:
460 mm wide
430 mm deep

Example model:
WS 1210 E MOS

Seat and backrest upholstered with PU foam, climatic comfort, with conductive contact buttons. Colour: black (other colours as per our PU colour chart). Height adjustment with safety gas spring.

Electro-conductive swivel chairs, with PU foam upholstery, to discharge static charges as per EN 61340-5-1, electro-conductive $10^4\Omega - 10^5\Omega$

Order number/characteristic	Order number/characteristic	Order number/characteristic	Order number/characteristic	Order number/characteristic	Order number/characteristic
WS 1210 E MOS Five-star base and conductive glides ²⁾	WS 1211 E MOS Five-star base and conductive glides ²⁾	WS 1210 E T MOS Disk base ¹⁾	WS 1211 E T MOS Disk base ¹⁾	WS 1211 E G MOS Bell base and conductive glides ²⁾	WS 1220 E MOS Five-star base and conductive castors
Seat height 435-615 mm	630-880 mm	450-630 mm Ø 430 mm	635-885 mm Ø 560 mm	420-830 mm	430-630 mm
mechanically 220 mm, with gas spring 190 mm					

Electro-conductive swivel chairs, with fabric upholstery, to discharge static charges as per EN 61340-5-1, electro-conductive $10^4\Omega - 10^5\Omega$



Ergo-backrest:
360 mm

Seat:
460 mm wide
430 mm deep

Example model:
WS 1620 MOS
with ergonomic backrest -014/16.2 MOS
Colour: pastel blue (No. 3005)

Seat and backrest upholstered with heavy-duty, conductive fabric. Colour: grey (other colours as per our fabric colour chart for electro-conductive workplace chairs). Height adjustment with safety gas spring.

Order number/characteristic	Order number/characteristic	Order number/characteristic	Order number/characteristic	Order number/characteristic	Order number/characteristic	Order number/characteristic
WS 1610 MOS Five-star base and conductive glides ²⁾	WS 1611 MOS Five-star base and conductive glides ²⁾	WS 1610 T MOS Disk base ¹⁾	WS 1611 T MOS Disk base ¹⁾	WS 1611 G MOS Bell base ²⁾	WS 1620 MOS Five-star base and conductive castors	-014/16.2 MOS Ergo-backrest ³⁾ , fabric*
Seat height 435-615 mm	630-880 mm	450-630 mm Ø 430 mm	635-885 mm Ø 560 mm	420-830 mm	430-630 mm	ERGO-LEHNE 360 mm hoch
mechanically 220 mm, with gas spring 190 mm						

*ERGO-BACKREST:
larger, conductive
variant; with integrated
lumbar support

Order number/characteristic	Order number/characteristic	Order number/characteristic	Order number/characteristic	Order number/characteristic	Order number/characteristic
XL WS 1610 MOS XL Five-star base and conductive glides ²⁾	WS 1611 MOS XL Five-star base and conductive glides ²⁾	WS 1610 T MOS XL Disk base ¹⁾	WS 1611 T MOS XL Disk base ¹⁾	WS 1611 G MOS XL Bell base and conductive glides ²⁾	WS 1620 MOS XL Five-star base and conductive glides ²⁾
Seat height 435-615 mm	630-880 mm	450-630 mm Ø 430 mm	635-885 mm Ø 560 mm	420-830 mm	430-630 mm
mechanically 220 mm, with gas spring 190 mm					

¹⁾ Disk colour: Leaf green, RAL 6002, on request also available in black, RAL 9005

²⁾ Seat height: As per DIN 68 877, a chair with a seat adjustment higher than 650 mm is to be equipped with an ascending aid (see page 20), castors are not permitted.





Ergonomic backrest
360 mm
high

Seat:
460 mm wide
430 mm deep

Example model:
WS 1620 MOS KL
with ergonomic backrest -014/16.2
MOS KL, Seat and backrest upholstered
with conductive imitation leather.
Colour: black (other colours available
at extra charge)



XL backrest:
440 mm high

Seat:
(front)
462 mm wide
(back)
432 mm wide
420 mm deep

Example model:
WS 1711 XL
with ascending aid -06
for clean rooms and polished
five-star base -076

Seat and backrest upholstered
with conductive imitation leather
and glued airtight.

Colour: black
Height adjustment with safety gas spring,
all metal parts chromed or polished.

Electro-conductive swivel chairs, with imitation
leather upholstery, to discharge static charges as
per EN 61340-5-1, volume resistance $10^4\Omega - 10^5\Omega$

Order number/characteristic	Order number/characteristic	Order number/characteristic	Order number/characteristic	Order number/characteristic	Order number/characteristic	Order number/characteristic
WS 1610 MOS KL Five-star base and conductive glides	WS 1611 MOS KL Five-star base and conductive glides ³⁾	WS 1610 T MOS KL Disk base ¹⁾	WS 1611 T MOS KL Disk base ^{1) 3)}	WS 1611 G MOS KL Ball base and conductive glides ³⁾	WS 1620 MOS KL Five-star base and conductive glides	WS -014/16.2 MOS KL Ball base and conductive glides ³⁾
Seat height 435-615 mm	630-880 mm	Ø 430 mm 450-630 mm	Ø 560 mm 635-885 mm	420-830 mm	430-630 mm	ERGO-LEHNE 360 mm hoch

mechanically
220 mm,
with gas
spring
190 mm

*ERGO-BACKREST:
larger,
conductive
variant; with
integrated-
lumbar support

Electro-conductive,
clean room

Clean room chairs, electro-conductive to discharge
static charges as per EN 61340-5-1,
volume resistance $10^4\Omega - 10^5\Omega$

• suitable for clean room class 100

Order number/characteristic	Order number/characteristic	Order number/characteristic	Order number/characteristic	Order number/characteristic	Order number/characteristic
WS 1710 MOS Five-star base and conductive glides	WS 1711 MOS Five-star base and conductive glides ³⁾	WS 1720 MOS Five-star base and conductive glides	WS 1710 MOS XL Five-star base and conductive glides	WS 1711 MOS XL Five-star base and conductive glides ³⁾	WS 1720 MOS XL Five-star base and conductive glides
Seat height 435-615 mm	630-880 mm	430-630 mm	435-615 mm	630-880 mm	430-630 mm

-014/17.2 MOS
Ergo-backrest, imitation leather

Aufstiegshilfe -06
Footrest for high chairs

	ergo adjust ment 23°
ERGO-BACKREST 360 mm high	height adjust- ment 60 mm

The chromed ascending aid follows the swivel movement
and height adjustment of the chair and is equipped with
an anti-slip foot plate of aluminum sheet.
Thickness: 4 mm

Backrest:
300 mm
high

Seat:
460 mm wide
435 mm deep



Example model:
WS 1211 GMP
with ascending aid -04 GMP

Seat and backrest upholstered with PU foam and climatic comfort, with seat support cover and column cover, with safety gas spring, all metal parts chromed or polished.
Colour: grey-white (RAL 9002), (other colours as per our PU colour chart).

Swivel chairs for the chemical industry and laboratories (GMP areas)

Order number/characteristic	Order number/characteristic	Order number/characteristic	Order number/characteristic	Order number/characteristic	Order number/characteristic	Order number/characteristic
WS 1210 GMP Five-star base and glides	WS 1211 GMP Five-star base and glides ³⁾	WS 1210 T GMP Disk base ¹⁾	WS 1210 TPU GMP Disk base with PU edge ^{1) 2)}	WS 1211 T GMP Disk base ^{1) 3)}	WS 1211 TPU GMP Disk base with PU edge ^{1) 2) 3)}	WS 1220 GMP Five-star base and castors
Seat height 465-605 mm	660-870 mm	Ø 430 mm	Ø 430 mm	Ø 560 mm	Ø 560 mm	420-620 mm

Order number/characteristic
-04 GMP
Ascending aid for GMP high chairs

Steplessly adjustable over 60 mm. The ascending aid follows the swivelling movement and height adjustment of the chair.

Height adjustment range
steppless
60 mm

Order number/characteristic
-05 GMP
Footring for GMP chairs

Footring with separate clamp and plastic guide bush. Height steplessly adjustable at the column. Ø 540 mm

steppless at the column

Order number/characteristic
-06 GMP Chromed
Footring for GMP chairs

The ascending aid follows the swivelling movement and height adjustment of the chair. Height adjustment of 60 mm, angle adjustment of 23°. With anti-slip foot plate of aluminum chequered plate, 4 mm thick.

Height adjustment range
60 mm

Order number/characteristic
WS 5050 GMP
Footrest, chromed

Stable tube structure, chromed, with anti-slop metal base plate. Width: 500 mm, depth: 300 mm, stepless height adjustment (120 mm to 410 mm) Angle adjustment of the foot plate 0° - 20°, swinging design.

120 to 410 mm

Backrest:
300 mm
high

Seat:
460 mm wide
435 mm deep



Example model:
WS 1220 GMP
with foot base **WS 5050 GMP**
Colour: grey white



Five-star base with castors and foot control
Height adjustment and contamination-free working is possible comfortably while sitting. Suitable for all chairs, particularly in laboratories and in medical applications.

- Disk color:** Leaf green (RAL 6002) or black (RAL 9005), also available in white at an extra charge
- TPU:** PU edge for disk base is of anti-slip design and serves for sound insulation on smooth floors.
- Seat height:** As per DIN 68 877, a chair with a seat adjustment higher than 650 mm is to be equipped with an ascending aid (see page 20), castors are not permitted.

PU foam
Deviations from the printed
colours are possible.

RAL 9002 grey white

RAL 5023 distant blue

RAL 6026 opal green

RAL 3027 raspberry red

RAL 5002 ultramarine

Seat colours as per PU colour chart.
Further colour variants or colour
combinations are available on request.

Extreme water-repellent plastic seat available on request

Stainless steel swivel chairs with mechanical height adjustment (food industry, medicine, wet rooms etc.)



Backrest: 300 mm high

Seat: 460 mm wide 435 mm deep

Example model: **WS 1411 with ascending aid -14/08**

Seat and backrest with PU foam upholstery and climatic comfort, all metal parts made of stainless steel, seat height adjustment with locking noths, adjustment of backrest height and depth with clamps, angle of the seat adjustable +/-4°. Colour: black (other colours as per our PU colour chart).

Order number/characteristic	WS 1410 Five-star base and glides	WS 1411 Five-star base and glides ³⁾	-14/08 Ascending aid for WS 1411	WS 1401.10 Simple wet room chair	WS 1401.11 Simple wet room chair ³⁾	-14/08 Ascending aid for WS 1401.11
Seat height	460-580 mm	580-800 mm	400-550 mm	520-670 mm	WS 1401.10 und WS 1401.11 without angle and backrest height adjustment.	


Order number/characteristic
WS 145050
Wet room footrest

Wet room footrest: Stable tube structure. Width 500 mm, depth 300 mm. Angle adjustment of the anti-slip foot plate 0°-20°, swinging design.

Adjustment height

120-410 mm

Example model: **WS 145050 (footrest)**



Wet room standing aid WS 144211
Height adjustment range: 550 mm - 780 mm
or WS 144211 GF with gas spring
Height adjustment range: 520 mm - 770 mm

Example model: **WS 144211 seat with PU foam upholstery.**
Seat: 390 mm wide 350 mm deep



Stainless steel swivel chair (gas spring height adjustment)



Backrest: 300 mm high

Seat: 460 mm wide 435 mm deep

Example model: **WS 1411 GF with ascending aid -04/08**

Seat and backrest with PU foam upholstery and climatic comfort, all metal parts made of stainless steel, enlarged and reinforced five-star base, seat height adjustment with safety gas spring. Colour: black (other colours as per our PU colour chart).

Order number/characteristic
WS 1410 GF
Five-star base and glides
WS 1411 GF
Five-star base and glides³⁾
WS -14/08
Ascending aid for WS 1411 GF

Seat height	480-660 mm	560-820 mm
-------------	------------	------------

For wet application, the warranty is restricted. The gas spring should be replaced every two years.

Swivel stools for wet rooms are available on request! Please contact us!



Chemical industry, laboratories, GMP areas, wet rooms

PU foam
Deviations from the printed
colours are possible.

RAL 9002 grey white

RAL 5023 distant blue

RAL 6026 opal green

RAL 3027 raspberry red

RAL 5002 ultramarine

Seat colours as per PU colour chart.
Further colour variants or colour
combinations are available on request.



Stool seat:
390 mm wide,
350 mm deep

Example model:
WS 4220
Colour: ultramarine blue
(RAL 5002)



Stool seat:
390 mm wide,
350 mm deep

Example model:
WS 4220
with foot control
Colour: opal green (RAL 6026)

ERGONOMIC stools with seat angle

- Electro-conductive variants available on request

Order number/characteristic
WS 4210 Five-star base and glides
WS 4210 T Disk base¹⁾
WS 4210 TPU Disk base with PU edge^{1) 2)}
WS 4220 Five-star base and castors

Seat height 420-580 mm	Ø 430 mm 430-590 mm	Ø 430 mm 430-590 mm	430-590 mm

Ergonomic seat, with PU foam upholstery, with climatic comfort.
Colour: black (other colours as per our PU colour chart).
Seat angle: 2° - 15° to the front.
Height adjustment with safety gas spring.

Swivel stool with wooden seat, with fabric, imitation leather or PU foam upholstery

- Electro-conductive variant available on request

Order number/characteristic
WS 3010 Five-star base and glides
WS 3010 T Disk base¹⁾
WS 3010 TPU Disk base with PU edge^{1) 2)}
WS 3020 Five-star base and castors

Seat height 410-600 mm	Ø 430 mm 420-610 mm	Ø 430 mm 420-610 mm	420-610 mm

Wooden

Special design
black coated
black pickled
on request

Stool plate made of **8 layers** of formed beechwood, transparent coated, height adjustment with safety gas spring, easily possible from every sitting position.



Example model:
WS 3010
Stool seat area:
Ø 350 mm



Example model:
WS 3120
Colour: white
Stool seat area:
Ø 350 mm

Order number/characteristic
WS 3120 Swivel stool with back bow

Ø 350 mm 450-640 mm

Swivel stool with polished five-star base and castors, seat of **29 layers** of formed beechwood, white (other colours as per RAL colour chart). Ø 350 mm, with chromed back bow and column cover.
Height adjustment range: 450-640 mm

¹⁾ Disk colour: Leaf green, RAL 6002, on request also available in black, RAL 9005

²⁾ TPU: PU edge for disk base is of anti-slip design and serves for sound insulation on smooth floors.

All five-star bases shown on this double page are also available in polished design on request (Order No. -076)



Example model:
WS 3310 KL
Colour: purple
(No. 110)
Stool seat:
Ø 360 mm



Example model:
WS 3310
Colour: marble
(No. 2223)
Stool seat:
Ø 360 mm



Example model:
**Mounting stool
with carrying belt
WS 3010 PU with
plastic disk base**
Colour: black



Example model:
WS 4022
Low swivel chair
Stool seat:
350 mm high
310 mm deep

Swivel stool WS 3020 PU with base tray

with PU foam upholstery, colour: black
withdrawable plastic tray with compartments to deposit tools etc. Height adjustment with safety gas spring, easily possible from any sitting position.

- Stool seat area: either Ø 300 or 360 mm
- Height adjustment ranges:
340 - 385 mm (with column -077.20)
390 - 480 mm (with column -073.20)
440 - 520 mm (with column - 073.10)



Order number/characteristic
WS 3310 KL Five-star base and glides
WS 3320 KL Five-star base and castors
WS 3310 T KL Disk base¹⁾
WS 3310 TPU KL Disk base with PU edge^{1) 2)}

			Ø 430 mm	Ø 430 mm
Seat height	420-610 mm	430-620 mm	430-620 mm	430-620 mm

with imitation leather upholstery

Swivel stool, upholstered with black imitation leather (KL) or heavy-duty fabric (see below), colour: grey (other colors as per our imitation leather or fabric colour charts). Height adjustment with safety gas spring, easily possible from every sitting position.

Order number/characteristic
WS 3310 Five-star base and glides
WS 3320 Five-star base and castors
WS 3310 T Disk base¹⁾
WS 3310 TPU Disk base with PU edge^{1) 2)}

			Ø 430 mm	Ø 430 mm
Seat height	420-610 mm	430-620 mm	430-620 mm	430-620 mm

with fabric upholstery

Ergonomic swivel chair,
swivel chair

Order number/characteristic
WS 3010 PU m. Teller
Swivel stool with carrying belt

Seat height	390-470 mm

with column -073.20, other seat heights on request.

WS 3010 PU with plastic disk base.
Light-weight swivel stool (4.8 kg), with PU foam upholstery.
Colour: black, with practical carrying belt. Height adjustment with safety gas spring, easily possible from every sitting position. Stool seat area: Ø 300 mm or Ø 360 mm.

Order number/characteristic
WS 4022 with PU foam upholstery
WS 3022 Wood

Seat height	370-450 mm	360-440 mm

WS 3022 or WS 4022

Ideal for low workplace areas.

Circumferential high metal frame for depositing tools etc., equipped with a fine chequered mat. Stool plate of 8 layers of formed beechwood (Ø 350 mm), transparent coated or with seat of PU foam, with climatic comfort and integrated carrying handle.

Five-star base with castors and foot control

Height adjustment and contamination-free working is possible comfortably while sitting. Suitable for all chairs, particularly in laboratories and in medical applications.





Example model:
WS 1220 E
with laydown box,
colour: black

We offer special solutions for the most various industries, including customized special designs, such as:

- individual seat heights and depths
- special covers
- special cover colours
- with plastic five-star bases
- hydraulic seat height adjustment
- special castors etc.

Special solutions

WS ... with laydown box, colour: black

Removable laydown box (with integrated compartments) of black plastic. Tray with holding arm, swivelling and hinged design. Available as accessory to all Werksitz swivel chairs for handy laydown of instruments or tools.

Rest seat

Ideal for rest areas in production plants and workshops. Seat with PU foam upholstery, with climatic comfort, colour: black, swing-down design, for wall mounting.



Example model:
WS 1220 E
with arresting device for five-star base with castors -078 F

WS ... with arresting device for five-star base with castors

Order No. -078 H, with hand lever operation, easy to operate while sitting.

Order No. -078 F, with foot pedal, easy to operate while sitting.

Workplace chairs for small persons



Backrest:
410 mm wide
250 mm high
60 mm height adjustment

Seat:
430 mm wide
350 mm high

Seat height

Order number/characteristic
WS 1387
Five-star base with castors
WS 1387 KL
Five-star base with castors



300-380 mm

with fabric upholstery

300-380 mm

with imitation leather upholstery

Particularly for small persons
Swivel chair with shorter seat and shorter backrest, upholstered with heavy-duty fabric or artificial imitation leather. Height adjustment with safety gas spring.

Example model:
WS 1387, colour: fjord green (No. 2213)

Workplace chairs for heavy-weight persons



Backrest:
480 mm wide
400 mm high

Seat:
600 mm wide
550 mm deep

Example model:
WS 1389
with backrest -011 H
Colour: azur (No. 2212)

Order number/characteristic
WS 1389
Five-star base and glides
WS 1389 KL
Five-star base and glides
-011 H
Armrest
-012
Armrest
-0711
Swivel lock



Seat height

530-680 mm

with fabric upholstery

530-680 mm

with imitation leather upholstery

height adjustment

height adjustment

Particularly for heavy-weight persons (up to 250 kg)
Swivel chair with reinforced seat support and cover tube in chrome, with bounce spring mechanism and long bracket 013.1. Height adjustment with safety gas spring.

ERGONOMIC SOLUTIONS for workplaces of disabled employees

WERKSITZ workplace chairs are partly fabricated in workshops for disabled persons. They correspond to the highest quality standards.

Chair for leg amputees



Height of backrest:
360 mm

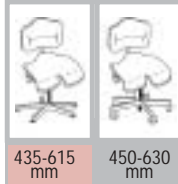
Seat:
490 mm wide
430 mm deep

Example model:
Chair for leg amputees WS 1399.20
including ergo-backrest -014/13.2
Colour: pigeon blue (No. 2412)

Particularly for leg amputees

Swivel chair with swing-down front seat halves, standard variant upholstered with heavy-duty fabric in grey or with black imitation leather (other colours as per our fabric or imitation leather colour chart), height adjustment with safety gas spring

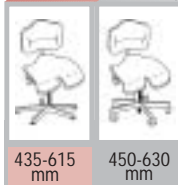
Order number/characteristic
WS 1399.10
Five-star base and glides
WS 1399.20
Five-star base and castors



Seat height
435-615 mm 450-630 mm

including ergonomic backrest -014/13.2 and long bent bracket -013.2, with fabric upholstery.

Order number/characteristic
WS 1399.10 KL
Five-star base and glides
WS 1399.20 KL
Five-star base and castors



Seat height
435-615 mm 450-630 mm

as above, but with imitation leather upholstery

Accessories, e.g.

- Armrests -012
- Pelvis belt -072.1
- Polished five-star base -076
- XL variant with extra high backrest
- Hydraulic seat height adjustment

Please contact us!

Chair for epileptics



Headrest

Ergo-backrest:
360 mm high

Seat:
490 mm wide
415 mm deep

Example model:
Chair for epileptics WS 1388.11 KL
Colour: black (No. 107)

Order number/characteristic
WS 1388.11 KL
Five-star base and glides²⁾



Seat height
630-880 mm

Chair for epileptics WS 1388.11 KL:

- Seat and backrest with imitation leather upholstery, colour: black (other colours as per our imitation leather colour chart)
- Ergonomic backrest -014/13.2 KL with long bracket -013.1
- Headrest
- Suspender belt -072.2
- Safety armrest -011 and swivel lock -0711
- Safety gas spring for height adjustment
- Asymmetric five-star base with footring and anti-slip foot plate -051, steplessly adjustable at the column



Special solutions for
rehabilitation/disabled



Footrings for five-star and disk bases

Order number/characteristic
-05
Footring, chromed



Footring with separate clamp and plastic guide bush
Ø 540 mm

stepless height adjustment at the column

Order number/characteristic
-05 K
Footring, chromed



Footring with separate clamp and plastic guide bush
Ø 440 mm

stepless height adjustment at the column

Example model:
WS 1211
with ergo-backrest -014/12.2,
footring -05 and polished five-star
base -076.
Colour: black

Ascending aids for five-star and disk bases

Order number/characteristic
-06
Footrest for high chairs



Angle adjustment 23°. Equipped with anti-slip footrest plate. The ascending aid follows the swivelling and height adjustment of the chair.

Height adjustment range
60 mm



Example model:
WS 1011 XL
with footrest -06 and
polished five-star base -076



Example model:
WS 1211 G
with ascending aid -08
and swivel stop -09
Colour: black

Order number/characteristic
-08
Ascending aid, anti-slip



Ascending aid of anti-slip design. Mountable 390 mm or 430 mm from the upper edge of the seat panel. Easy to mount subsequently. The ascending aid follows the swivelling and height adjustment of the chair.

390/430 mm from seat plate

Order number/characteristic
-04
Ascending aid for high chairs



The ascending aid follows the swivelling and height adjustment of the chair. Easy to mount subsequently. (Example see page 6).

Height adjustment range
60 mm

Also suitable for bell bases.





Example model:
WS 1010 with
swivel lock -0710



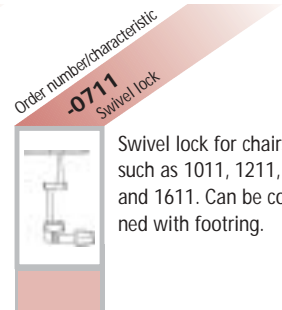
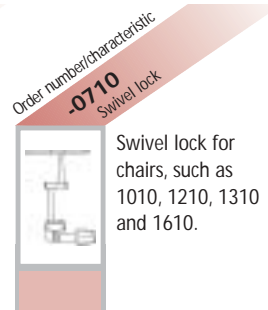
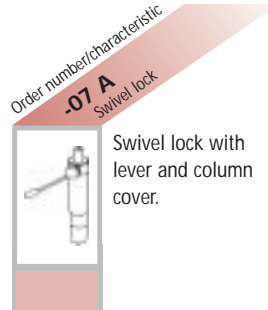
Example model:
WS 4011 TPU
with swivel lock -0713
Disk colour: black



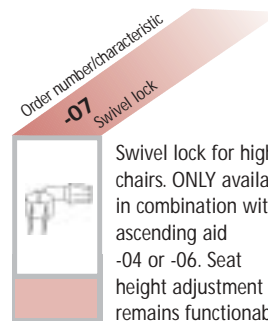
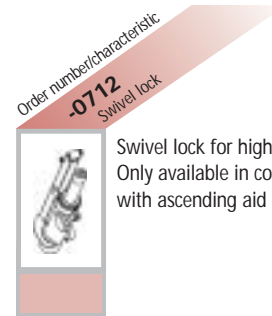
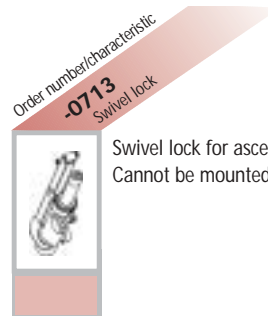
Example model:
WS 1211 G
with ascending aid -08
and swivel lock -09
Colour: black

Swivel locks for five-star and disk bases

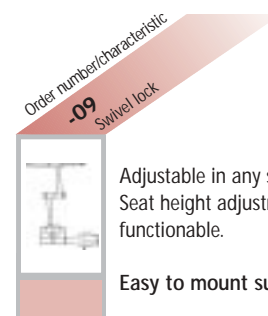
Always factory-mounted.



Always factory-mounted.



Swivel locks for bell bases



WS 1620 MOS KL (see p.13)

Special solutions

- Armrests with special features, e.g. swing-down design, wider etc.

Please contact us!

Armrests (always one pair)



Example model:
WS 1320 KL
with foot control
with armrest -010 H
Colour: Sapphire blue



XL armrest:
440 mm high

Example model:
WS 1320 XL
with armrest -011
Colour: light grey (2230)

Order number/characteristic			
-010 Safety armrest	-010 CH Safety armrest	-010 wooden cover Safety armrest	-010 CH wooden cover Safety armrest
with PU foam armpads	with PU foam armpads		
powder coated	chromed	powder coated	chromed

-010 is available in the colour matching the seat at an extra charge. Standard colour: black



page 7
-010 CH



page 8
-010 CH
wooden cover

-010 H Safety armrest
hard plastic

-010 H safety armrest of hard plastic height adjustment of 100 mm and 28° swinging angle of the armpads, with side adjustment.



page 10
-011 D

Order number/characteristic		
-011 Armrest with safety ring	-011 D Armrest with safety ring	-011 H Safety armrest
hard plastic	Modern design	Height adjustment of 70 mm
hard plastic	hard plastic	hard plastic



page 11
-011 H



page 19
-011

Order number/characteristic			
-012 Safety armrest	-012 CH Safety armrest	-012 wooden cover Safety armrest	-012 CH wooden cover Safety armrest
with PU foam armpads	with PU foam armpads		
powder coated	chromed	powder coated	chromed

-012 is available in the colour matching the seat at an extra charge. Standard colour: black



-012

Height adjustment 70 mm
Width adjustment 70 mm



Example model:
WS 5050
Footrest

Footrests

• Footrests particularly for GMP areas (p. 14), wet rooms (p. 15)



Example model:
WS 5050 F
Footrest with foot control

Height adjustment range, stepless

Order number/characteristic
WS 5035
Footrest, powder coated



120-250 mm

Stable, black round tube structure, anti-slip foot plate of wood,
Width: 350 mm
Depth: 300 mm,

Angle adjustment:
0°-20° swinging, suitable for foot switch.

Order number/characteristic
WS 5050
Footrest, powder coated



120-410 mm

as WS 5035, but with other footplate:
Width: 500 mm,
Depth: 300 mm.

Order number/characteristic
WS 5050 F
Footrest, powder coated



170-310 mm

as WS 5050, but with foot control:
Height adjustment with gas spring, easy to operate by a foot switch while sitting.



Example model:
Ergonomic backrest -014/13.2
with pump mechanism
Colour: jeans blue

Ergo-backrest with pump mechanism

With the aid of a pump mechanism, the ergonomic effect of the integrated lumbar support can be reinforced.

Special accessories

Pelvis belt -72.1

(only in combination with armrests -010 or -012)

Suspender belt -072.2

(only in combination with armrest -011)

Headrest

black imitation leather (other colours as per our KL colour chart)
or with fabric upholstery (colours as per our fabric colour chart)

Ergonomic cushion

of heavy-duty black fabric, washable

Brackets

- 013.1 80 mm longer bracket, adjustment range 90 mm, stepless
- 013.2 2 longer bracket, either bent backward or forward

Gas spring

- 073 for wooden chairs: adjustment range 340-460 mm
for chairs with PU foam upholstery or fabric;
height adjustment range 350-470 mm
- 074.10 for wooden chairs: height adjustment range 520 - 780 mm
for chairs with PU foam upholstery or fabric;
height adjustment range 530-790 mm
- 074.11 as 074.10, but for wooden chairs WS.11

Please request our special adapter solutions for individual height adjustment ranges!

Five-star bases

- 075.1 five-star base, powder coated, black (other colours on request)
- 076 five-star base, polished
- 051 assymmetric five-star base with steel glides and an anti-slip foot cover plate (see page 19)

Disk bases

- T430 CH disk base, chrome Ø 430 mm
- T560 CH disk base, chrome Ø 560 mm
- SU mobile base with castors for WERKSITZ chairs

-Base with pump mechanism



Example model:
Ergonomic seat cushion

Please request a test
chair for **14 days**
without obligation



Competent consulting for workplace ergonomics

- Special solutions for various industries, e.g. for GMP, wet rooms and clean rooms
- Work on various levels
- Increased load on swivel chairs due to use in more than one shift
- Industry-specific work and ambient conditions (e.g. oils, greases, cutting fluids, electrostatic fields)
- Special requirements for chairs used in production plants

Excellent after-sales service

- Long-term spare parts availability guarantee, 10 years
- If the WERKSITZ inspection service is used, the five-year warranty will be extended by further two years

WERKSITZ workplace chairs meet the strict requirements stipulated in **DIN 68 877** for occupational safety.

WERKSITZ workplace chairs have been **LGA-tested** (i.e. tested by the Trade Inspection Authority) and bear the **GS mark**, which confirms that safety has been tested.

WERKSITZ workplace chairs meet the requirements of the **German Workplace Order § 25**, and the **EU Workplace Regulations 90/270/EWG and 89/654/EWG**.

WERKSITZ workplace chairs are not only sold to workshops for disabled, but even fabricated at these workshops. They meet the highest quality standards, which we require for our products.